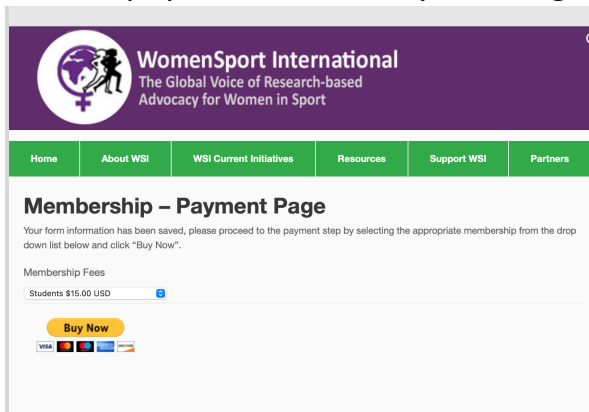
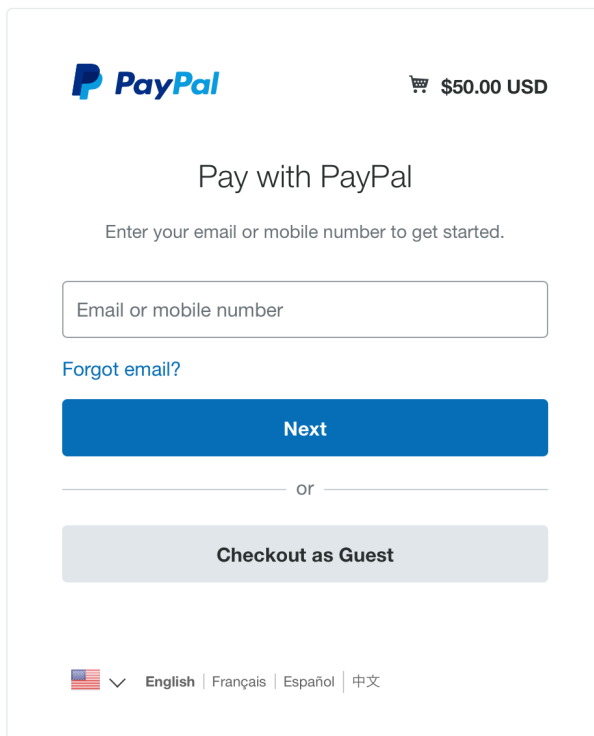


## WSI Membership Payment Instruction

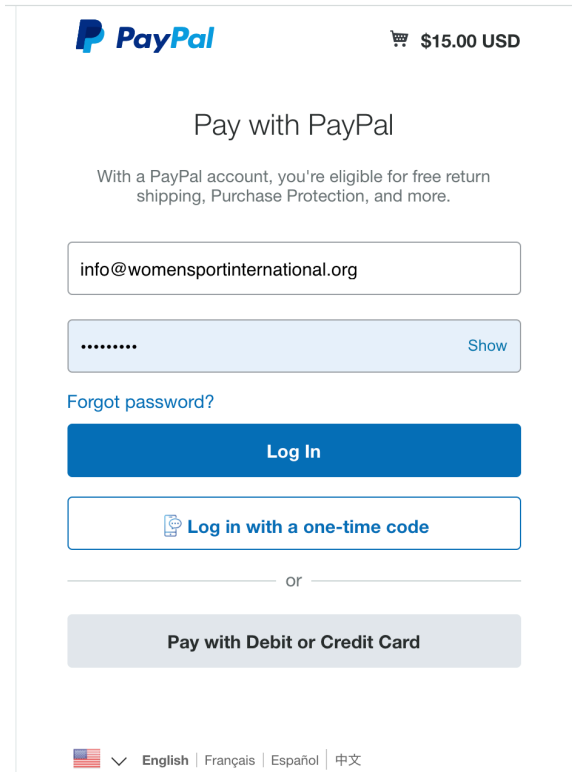
1. Visit our [membership form](#)
2. Enter your information (Red star \* are required to input)
3. Click “Submit” at the end
4. Choose payment amount by scrolling down the blue arrow



5. IF you do not have a PayPal account, click “Check out as Guest”

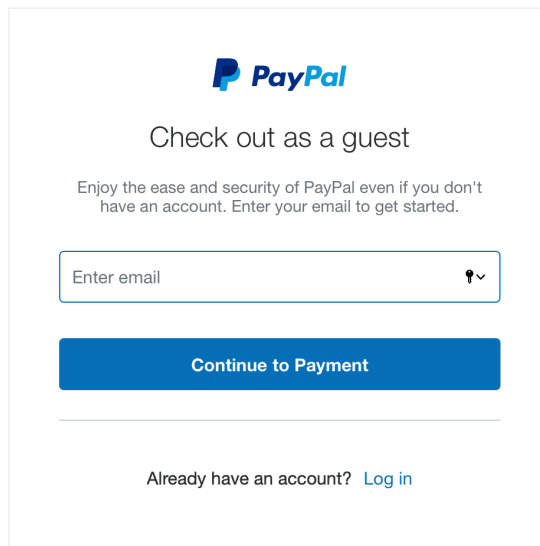


6. IF you have an email address associated with a PayPal account, you will see the screen below with an option of “Pay with Debit or Credit Card.”



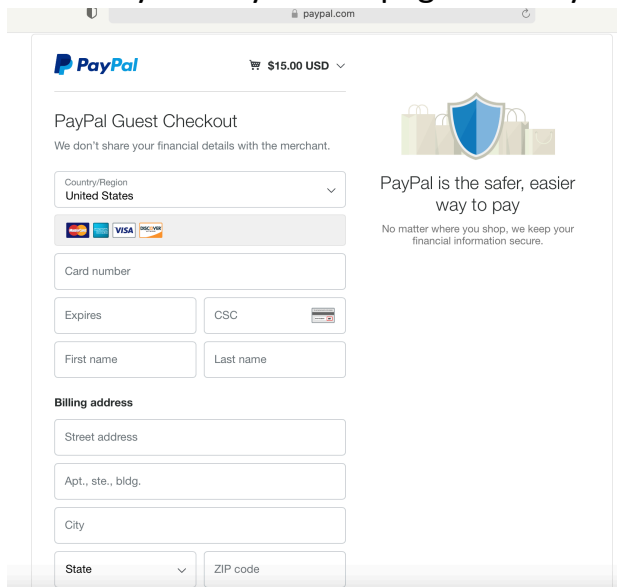
The screenshot shows the PayPal checkout page. At the top left is the PayPal logo, and at the top right is a shopping cart icon with the text "\$15.00 USD". The main heading is "Pay with PayPal". Below this, a message states: "With a PayPal account, you're eligible for free return shipping, Purchase Protection, and more." There is an input field containing the email address "info@womensportinternational.org". Below the email field is a password field with masked characters "....." and a "Show" link. A link for "Forgot password?" is positioned above a blue "Log In" button. Below the "Log In" button is a button labeled "Log in with a one-time code" with a QR code icon. A horizontal line with the word "or" is centered below these buttons. At the bottom of the main content area is a grey button labeled "Pay with Debit or Credit Card". At the very bottom of the page, there is a language selection menu with a dropdown arrow and the text "English | Français | Español | 中文".

7. Enter your email address and click “continue to Payment”



The screenshot shows the "Check out as a guest" screen on the PayPal checkout page. At the top center is the PayPal logo. Below the logo is the heading "Check out as a guest". A message reads: "Enjoy the ease and security of PayPal even if you don't have an account. Enter your email to get started." There is an input field with the placeholder text "Enter email" and a dropdown arrow icon on the right. Below the input field is a blue button labeled "Continue to Payment". At the bottom of the page, there is a link that says "Already have an account? Log in".

8. It directly takes you to a page where you enter your credit card information



The screenshot shows the PayPal Guest Checkout page. At the top, the PayPal logo is on the left, and a shopping cart icon with "\$15.00 USD" is on the right. Below the logo, the text "PayPal Guest Checkout" is displayed, followed by the message "We don't share your financial details with the merchant." To the right of the form, there is a graphic of a shield over shopping bags and the text "PayPal is the safer, easier way to pay" and "No matter where you shop, we keep your financial information secure." The form includes a "Country/Region" dropdown menu set to "United States", a card type selector with icons for Mastercard, Visa, and Discover, and input fields for "Card number", "Expires", "CSC", "First name", and "Last name". A "Billing address" section contains fields for "Street address", "Apt., ste., bldg.", "City", "State" (dropdown), and "ZIP code".

9. Click submit

Please contact [info@womensportinternational.org](mailto:info@womensportinternational.org) for additional assistance.